


AUTOMATIC
TEXTILE
SCREEN
PRINTING

amazing Oval Machine experience...

sulfet.com

MOONSTAR is our cutting edge automatic screen printing machine in our production line. The model was designed to meet your valuable expectations with high quality materials. It enables larger and great numbers of printing area with extraordinary design and structure.


- Rotation system with servo motor
- Main control panel LCD touch screen 15" easy to use and intelligent
- Adjustable pneumatic squeegee pressure system
- Pneumatic mold system
- Squeegee system ensuring easy angle achieving
- Fine adjustment system can be made from four different points
- Motorised system to move print station up and down easily
- Squeegee drawing system with motor-driven
- Each squeegee return speed can adjustable electronically
- Mini control panel to carry out all functions while binding the mould
- Modular system allows increase and reduce of printing station
- Machine can be operated like separated two machines
- Alarm system visual and audible
- Left and Right rotation facility
- Skipping printing facility
- Half four operation available
- Double print possibility



	XL	XL	XL	XL	XL	XL	XL	XL	XL	XL	XL	XL	XL	XL	XL
MOONSTAR	P20	P24	P28	P32	P36	P40	P44	P48	P52	P56	P60	P64	P64	P64	P64
Maximum Number of Colors	8	10	12	14	16	18	20	20	22	24	26	28	30	30	30
Flash Cure Power/Connection Units	6	8	8	10	12	14	16	18	18	20	22	24	26	28	28
Maximum Print Size (mm/inch)															
Maximum Screen Size (mm/inch)				50x70 : 650x1050 / 26'x41"		60x80 : 750x1150 / 30'x45"		70x100 : 850x1350 / 33'x53"							
Maximum Palette Size (mm/inch)				540x900 / 21'x35"		650x1000 / 26'x39"		750x1200 / 30'x47"							
Distance Between Pallets (mm/inch)				50x70 / 315 mm / 12"		60x80 / 205 mm / 8"		70x100 / 105 mm / 4"							
Maximum Frame Profile / Thickness (mm/inch)				40x40 / 2"x2"		± 0.020 / 0.001"									
Index Precision (mm/inch)				± 0.020 / 0.001"											
Maximum Production (pieces/h) *				600-1000											
Air Consumption (l/min 7 Bar) **				300-500 l/min											
Electric Power (kW) ***	8	8.7	9.5	10.2	11	12	12.4	13.2	14	15	16	16.1	16.1	16.1	16.1
XL	Total Length (mm/feet)	9750 / 31.1'	11450 / 37.6'	13150 / 43.1'	14850 / 48.8'	16550 / 54.3'	18300 / 60'	20000 / 65.7'	21700 / 71.2'	23400 / 76.9'	25100 / 82.4'	26800 / 87.1'	28500 / 93.6'		
	Total Height (mm/feet)						1800 / 5.9'								
	Total Width (mm/feet)			500x700 / 3600 mm / 11.9'		600x800 / 3800 mm / 12.5'		700x1000 / 4600 mm / 15.1'							
MOONSTAR	2XL	2XL	2XL	2XL	2XL	2XL	2XL	2XL	2XL	2XL	2XL	2XL	2XL	2XL	2XL
Maximum Number of Colors	P20	P24	P28	P32	P36	P40	P44	P48	P52	P56	P60	P64	P64	P64	P64
Flash Cure Power/Connection Units	8	10	10	12	14	16	18	18	20	22	24	26	28	30	30
Maximum Print Size (mm/inch)	6	8	8	10	12	14	16	18	18	20	22	24	26	28	28
Maximum Screen Size (mm/inch)				700x1000 / 28'x39"		800x1100 / 31'x43"		900x1250 / 35'x49"							
Maximum Palette Size (mm/inch)				850x1350 / 33'x53"		950x1450 / 37'x57"		1050x1600 / 41'x63"							
Distance Between Pallets (mm/inch)				750x1200 / 30'x47"		850x1300 / 33'x51"		950x1450 / 37'x57"							
Maximum Frame Profile / Thickness (mm/inch)				700x1000 / 27.5 mm / 8"		800x1100 / 175 mm / 4"		900x1250 / 75 mm / 3"							
Index Precision (mm/inch)				40x40 / 2"x2"		± 0.020 / 0.001"									
Maximum Production (pieces/h) *				600-1000											
Air Consumption (l/min 7 Bar) **				300-500 l/min											
Electric Power (kW) ***	8	8.7	9.5	10.2	11	12	12.4	13.2	14	15	16	16.1	16.1	16.1	16.1
2XL	Total Length (mm/feet)	12000 / 39'	14000 / 46'	16000 / 52'	18000 / 59'	20000 / 66'	22000 / 72'	24000 / 79'	26000 / 85'	28000 / 92'	30000 / 98'	32000 / 105'	34000 / 111'		
	Total Height (mm/feet)														
	Total Width (mm/feet)						700x1000 / 4300 mm / 14.1'	800x1100 / 4600 mm / 15.1'	900x1250 / 5000 mm / 16.4'						

Our trustworthy, strong and high performance model. Its perfect design allows you to make realize your expectations with its incredible easy and versatile control functions.

- Adjustable pneumatic squeegee pressure system
- Pneumatic mold system
- Squeegee system ensuring easy angle achieving
- Fine adjustment system can be made from four different points
- Squeegee drawing system with motor-driven
- Main control panel easy to use and intelligible
- Each squeegee return speed can adjustable electronically
- Alarm system visual and audible
- Mini control panel to carry out all functions while binding the mold
- Automatic lubrication system
- Left and Right rotation facility
- Skipping printing facility





Model	SF-S 12	SF-S 14	SF-S 16	SF-S 18	SF-S 20
Table Number	12	14	16	18	20
Head Number	10	12	14	16	18
Printing Area (cm) [Machine Diameter (cm)]	40 x 60 [425] 50 x 70 [490] 60 x 80 [540] 70 x 100 [615]	40 x 60 [460] 50 x 70 [530] 60 x 80 [620]	40 x 60 [520] 50 x 70 [566]	40 x 60 [600] 50 x 70 [615]	40 x 60 [620] 50 x 70 [650]
Height (cm)	200				
Air Consumption (l/min)	250	350	400	450	500
Air Working Pressure (bar)	6				
Rotation System	Servo Motor (SF-S)				
Output of Electrical	3x380/440 V 50/60 Hz, 4 kW	3x380/440 V 50/60 Hz, 4.5 kW	3x380/440 V 50/60 Hz, 5.3 kW	3x380/440 V 50/60 Hz, 5.8 kW	3x380/440 V 50/60 Hz, 6 kW
Sensitivity (mm)	± 0.01				
Printing Capacity (piece/hour) *	500 - 1,250				
Weight (kg)	2,250	2,500	2,900	3,300	3,500

* This capacity can be changed according to operator and squeegee return speed.

This automatic screen printing machine is designed to be highly easy to use it is equipped with a software that allows you to sophisticated control all functions from the main display board.

- Adjustable pneumatic squeegee pressure system
- Pneumatic mold system
- Squeegee system ensuring easy angle achieving
- Fine adjustment system can be made from four different points
- Aluminium table group designed to resist even highest pressure
- Squeegee drawing system with motor-driven
- Main control panel easy to use and intelligible
- Each squeegee return speed can adjustable electronically
- Alarm system visual and audible
- Mini control panel to carry out all functions while binding the mould
- Automatic lubrication system
- Left and Right rotation facility
- Skipping printing facility



Model	SF-D 8	SF-D 10	SF-D 12
Table Number	8	10	12
Head Number	6	8	10
Printing Area (cm)	40 x 60 50 x 70 60 x 80	40 x 60 50 x 70 60 x 80 70 x 100	40 x 60 50 x 70 60 x 80 70 x 100 40 x 60 50 x 70 60 x 80
Machine Diameter (cm)	350 400 435 500	385 440 490 560	425 490 540
Height (cm)	180		
Air Consumption (lt/min)	300	350	400
Air Working Pressure (bar)	6		
Rotation System	Servo Motor (SF-S)		
Output of Electrical	3x380/440 V, 50/60 Hz, 2-3 kW		
Sensitivity (mm)	± 0.01		
Printing Capacity (piece/hour) *	500 - 800		
Weight (kg)	1500	1700	2000

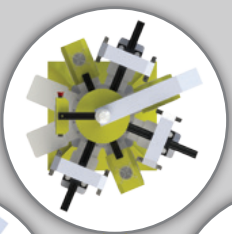
* This capacity can be changed according to operator and squeegee return speed.



SFM - 4



SFM - 6



SFM - 8



SFM - 10

Printing Capacity (piece / hour) *	1.000 - 2.000
Power Requirements	220 V, 50/60 Hz and 3 Phase, 380 V, 50/60 Hz
Air Requirement (lt / min)	90 - 100
Diameter (cm)	160
Table Size (cm)	15 x 20
Net Print Area (cm)	15 x 15
Pallet Number	4 - 6 - 8 - 10
Speed Adjustment	✓
Flash Cure Adjustment	✓
Touch Screen Monitor	✓
Sensor	✓
Squeegee Pressure System	✓ (from four points)
Pressure Regulator on Print Head	✓
Installation	Mobil (with wheel)
Weight (kg)	300 - 350
Guarantee (years)	2

* This capacity can be changed according to operator and squeegee return speed.



Pallet Number	16 - 20 - 24
Height (cm)	120
Air Consumption (lt/min)	100
Air Working Pressure (bar)	4
Output of Electrical	0,5 kW
Sensitivity (mm)	± 0,01
Printing Capacity (piece/hour) *	1.200 - 1.500
Weight (kg)	700

* This capacity can be changed according to operator and squeegee return speed.

- Adjustable pneumatic squeegee pressure system
- Squeegee system ensuring easy angle achieving
- Fine adjustment system can be made from three different points
- Squeegee drawing system with motor-driven
- Main control panel easy to use and intelligible
- Each squeegee return speed can adjustable electronically
- Pneumatic squeegee pressure adjustment
- Pneumatic down-up system
- Possible pallet sizes 6x12 - 8x12 and 12x24
- 1 to 6 colors printing facility
- Pneumatic rotation system

FLASH CURE DRYER



Our high quality Flash Cure unit is used to dry fabric surface to expand production capacity in printing process. Sudden heat effect up to 200 °C enables on the surface prompt dry to prevent any color mixing and spreading and to get high quality result.

In addition to mounted on machine we also have Mobil Flash Cure model mounted on a table by means of which can be coupled directly onto the machine. Portability of device provides ease of use and protection from vibration formed by machine.

High quality materials used in the dryer enables long lifetime in addition to easy to use and intelligible

- Touch electronic control panel
- Aluminium alloy body structure
- Electronic cooling system
- Easy adjustable control system for different functions

CONVEYOR DRYER



The dryer can be customized in many ways to meet your expectations with regard to length, width, oven area or other features in addition to our standard models.

Model	Single Band		Dual Band	
	6 m	8 m	6 m	8 m
Width (mm)	1,600	1,600	2,000	2,000
Length (mm)	6,000	8,000	6,000	8,000
Height (mm)	1,200	1,200	1,200	1,200
Band Width (mm)	1,200	1,200	2x800	2x800
Electric Consumption (at full capacity) (kW)	24	36	36	54
Electric Consumption (normal) (kW)	12	18	18	27
Oven Area (mm)	4,000	6,000	4,000	6,000
Input (mm)	1,000	1,000	1,000	1,000
Output (mm)	1,000	1,000	1,000	1,000
Number of cabins	2	3	2	3

*The data mentioned above are for standard conveyor dryer
These values can change in special and different scales.*


- 1st and 2nd compartment consist of serpentine resistances is adjustable in sensible by digital thermostat
- 3rd compartment consist of infrared resistance
- Individual control infrared and hot air circulation for maximum efficiency
- Maximum oven inner heat 200 °C
- Rockwool isolation to increase efficiency
- Chimney outlet on per cabin
- Separate circulation ventilators each cabin inside
- Teflon band suitable for 400 °C
- Electronic adjusted band speed
- Preventive system to slide of teflon band
- Easily accessible ergonomic control panel
- Electrical control panel consist of world standard materials
- Double - Single belt options

FLOCK PRINTING SYSTEM



Power Supply	220 V
Frequency	50 Hz
Current (A)	1
Static Current (mA)	0.2
Voltage (min. - max)	60 V - 120,000 V
Dimensions (cm)	Width: 22, Height: 42, Depth: 42
Flock Type *	0.5 mm - 4 mm


* Can be use all type of flocks.



- ◆ Movement system towards up and down during mix
- ◆ Output of Electrical 5 kW
- ◆ Electronically adjusted mixer motor 0 - 1,500 rpm
- ◆ Voltage supply 3x380 Volt, 50/60 Hz
- ◆ 150 - 200 mm agitator diameter
- ◆ Container diameter maximum 500 mm
- ◆ Weight 200 kg

INK MIXER

EXPOSURE



Vacuum	Special vacuum rubber, powerful vacuum motor
UV Lamp	Philips metal halogen 2.000 W (HPM 17CI) / 5.000 W (HPM 25C)
Output of Electrical	2 - 5 kW
Electrical Supply	2x380 V, 50/60 Hz
Control Panel	Micro processor controlled exposure, vacuum, vacuum end time indicators
Glass	8-10 mm, up to 300°C tempered glass
Dimensions (cm)	Width: 160, Height: 120, Depth: 120
Weight (kg)	150


MESH STRETCHING



Machine Size	240 cm x 370 cm
Maximum Mold Number	60 cm x 90 cm (9 Pieces)
Mold Area	From Four Direction Motion
Mold Motion Area	2 x 20 cm
Reducer Engine Power	1,1 kW - 3 Number
Silk-Hold Clamps	24 Number
Stretch Capacity	28 Newton and Up

SQUEEGEE GRINDER

- ◆ Half automatic working capability
- ◆ Effective maximum squeegee length 100 cm
- ◆ Electrical power 800 W
- ◆ Power supply 220 Volt, 50/60 Hz
- ◆ Electronically adjusted grinding motor
- ◆ Squeegee grinding length limited by limit switches
- ◆ With comparator controlled mechanism precise grinding
- ◆ Easy and practical squeegee fasten



Width (mm)	1,200
Length (mm)	1,400
Height (mm)	1,500
Frame Capacity (piece)	12
Operation Voltage	220 V, 50/60 Hz
Power (kW)	2
Circulation Fan (piece)	1

DRYING CABINET



COMMAND PANEL IN EACH PRINTING HEAD

Sulfret presses comes each print head additional mini control panel allowing to control of the system individually. Panel gives you start-stop options rotation, cleaning, squeegee, machine up and down futures.



SKIP BUTTONS

This button allows for the operator to indicate the machine to skip a pallet that was not loaded with fabric. This feature it will generate savings in energy, consumables and others. This will come in a form of a button or a pedal.



REGISTRATION MICRO SYSTEM

Precision system that allow for an accurate, simple and quick final adjustment of the screen.



PNEUMATIC SCREEN HOLDER SYSTEM

Sulfret gives this feature with all type of machines.




PRINT HEAD ELEVATION FOR EASY SCREEN CLEANING

Print heads have a mechanical balancing system that allows you to automatic lifting of the print head for cleaning the screens.




HEIGHT ADJUSTMENT

Sulfret all print heads are equipped with height adjustment, stroke lengths, angle and coverage speed. The squeegees movement is electric with AC Inverter.



CENTRAL PANEL WITH TOUCH-SCREEN

Sulfret screen printing press use a central panel that controls the press and all its accessories. This has the capability of rotation left and right, double printing, index printing. Stroke adjustment, angle adjustment can be done individually. Cleaning squeegee only one key possible to release the machine.



ALUMINIUM HONEYCOMB PALLETS

The most important material in screen printing pallet construction offering temperature regulation and light weight constructions. These pallets are lighter than traditional pallets, they allow for lower energy consumption and eliminate inertia problems.



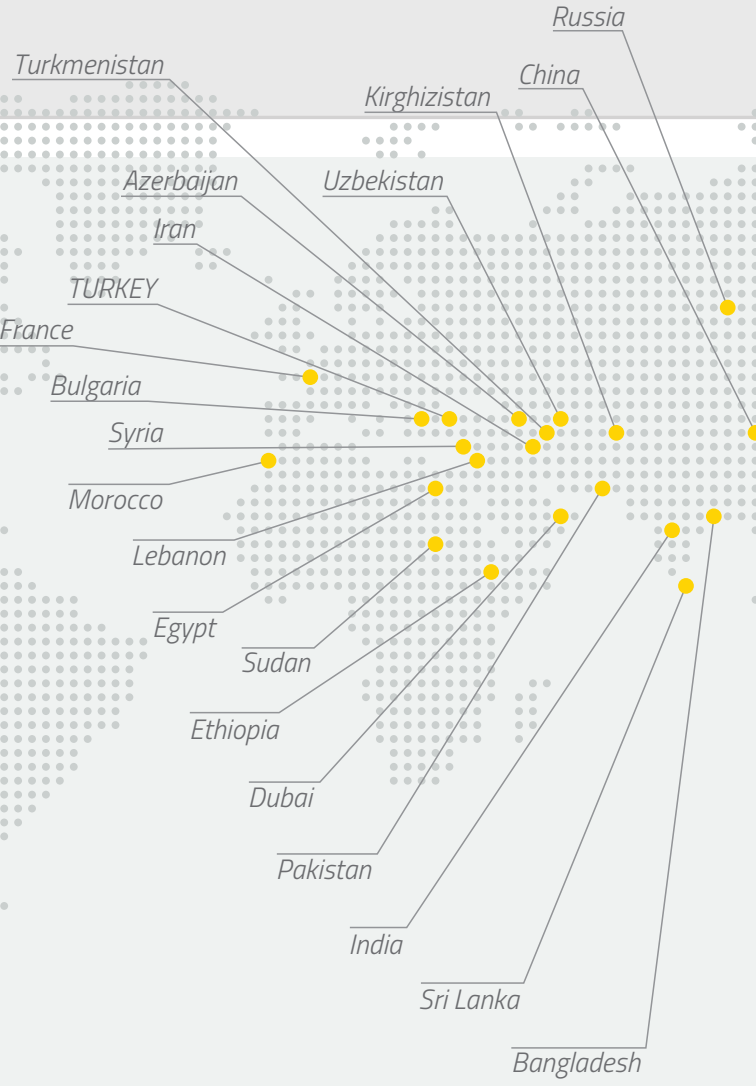
FLASH CURE UNITS PLACEMENT UNDER THE PRINT HEAD

Scorpion II and Moonstar units can be rolled under any print head lifted in the high position. They get their power from the plug located on the base of the machine. There is no need for an external power drop. There is an additional command connection at the base of the machine allowing communication with the main control panel.



LASER FOR POSITIONING OF THE TEXTILE PIECES

All Sulfret machines comes with lasers to ensure that the placement of the textile pieces is consistent improving the work results.



Authorized Agent

SULFET Baskı Makinaları İmalatı San. ve Dış Tic. Ltd. Şti.

Fabrika - Showroom - Servis

İmrahor Mahallesi Sanayi Caddesi No.: 8
Arnavutköy / İSTANBUL / TÜRKİYE

+90 (212) 485 - 1691 (pbx) ■ +90 (212) 485 - 1692 (fax)

sulfet@sulfet.com ■ sulfet.com